

A row of Stoll ADF 830 K knitting machines in a bright, modern factory setting. The machines are white and grey, with a prominent red stripe on the front panel. They are arranged in a line, with a central machine in the foreground and others receding into the background. The room has a high ceiling with white beams and large windows in the background. The Stoll logo is visible in the top right corner and on the machines themselves.

STOLL

BORN TO KNIT INDEPENDENTLY  
ADF | AN ALL-IN-ONE MACHINE

# CONTENTS

ADF INTRODUCTION	3
NEW KNITELLIGENCE® MACHINE GENERATION	4
ADF BENEFITS	5
ADF PLATING TECHNIQUES	6
STOLL-IKAT PLATING®	8
STOLL-WEAVE-IN®	9
THE ADF FAMILY	10
ADF FEATURES	14
5.2" DISTANCE	16
EKC	17
TECHNICAL DETAILS	18

## STOLL-ikat plating® and STOLL-weave-in®

- Two-piece tights in fine gauge.
- Traversal knitting direction with ikat-plated artwork insertion.
- Artwork design for Stoll-ikat plating® with colour shade effect.
- Jointlessly knitted-on waistband with body-forming effect.
- Weft insertion with silicone yarn for better adhesion on the skin.

**Pattern No.** 1710038



# HORIZONTAL - VERTICAL PHENOMENAL

**Visionary, creative and with customized solutions - STOLL offers innovative tools and services for the knitting of tomorrow.** With the ADF machine generation, STOLL sets an entirely new standard and opens up unrivaled knitting dimensions: their yarn carriers are independent of the carriage and can be moved freely, horizontally and vertically. A characterizing benefit, hence forming the machines' name "ADF" - meaning "Autarkic Direct Feeding."

The ADF generation expands your pattern possibilities and sets entirely new standards.

Be competitive through flexibility, innovation and customization with innovative and individualized garments.



## KNITELLIGENCE® MACHINE GENERATION CONNECTING INNOVATION & EXPERIENCE

The new ADF knitelligence® generation fulfils special requirements of the modern digital era by combining the advanced machine technology with new and innovative features. With this machine generation, your company will remain competitive with process automation, more transparency, shorter reaction times, shorter production cycles and higher productivity.

The new ADF knitelligence® generation offers:

- New Multi-Touch Panel with improved legibility, useability and new gestures
- Remote desktop to M1plus®, PPS, e-Spareparts catalogue, etc.
- PPS: Extended Knit Report without EVP; Many new features
- STOLL-knitrobotic®
- Individual registration via RFID
- QR- and Barcode-Scanner
- Import and export machine configuration
- 1 system Devoré-kit
- Belt take-down machines with comb
- Yarn carrier upgrade on ADF 530-16 models to 24 (coarse gauges) or 32 (fine gauges)
- ASCON® for ADF machines with direct yarn feeding; without lateral covers

## WATCH YOUR PRODUCTION RESULTS SKYROCKET WITH THESE NEW POSSIBILITIES

With the ADF generation you can implement all current STOLL knitting techniques without any limitations.

Additionally, there are several new knitting techniques, which enhance your product range with **creativity** and **diversity**.

ADF boosts your **efficiency** and **flexibility** due to different optimizations, ergonomic considerations and the innovative new yarn carrier technology. It allows significantly easier programming of sophisticated patterns.

**Besides this, the ADF 16 ki can now be upgraded.**

Today you choose the ADF 16 ki, but tomorrow you could upgrade to the ADF 32 ki (fine gauge) or the ADF 24 ki (coarse gauge).

Several STOLL novelties are trendsetting in terms of **sustainability**: the work illumination is environmentally friendly due to energy-saving technology and a controlled duty cycle. Furthermore, you can save up to 20% of energy because the yarn carriers are moved by servo motors and servo amplifiers - a highly energy-efficient fabric take-down system.



### Ultra-lightweight flexible mocassins

Knitted in one piece. Different materials are used to improve comfort for specific functions: silicone and lightweight filler yarn for the sole (for cushioning and grip), leatherlike thermoplastic yarns (for tenacity), polyester and wool (for breathability).

**Pattern No. 1810090**

# AN ALL-IN-ONE MACHINE

**With the ADF generation, creativity is limitless.**

In addition to the current knitting techniques from STOLL CMS machine types, the ADF generation enables unimagined pattern and color variations, adapted to your exact production requirements.

Numerous options for **Inverse Plating** make it possible to choose from an almost unlimited spectrum of color combinations. This is possible for single jersey and/or double jersey fabrics and with two or more yarn carriers knitting in the same field. For **Intarsia Plating** and **Selective Plating**, color composition can vary between single and multiple areas. With the new **STOLL-ikat plating®**, **Inverse Plating** is knitted in one system - bringing even more productivity into the knitting process. While applying the new **STOLL-weave-in®**, weft optics can also be achieved.

**All techniques can be combined with each other in the same pattern without having to exchange yarn carriers or cams.** With the ADF generation, color fields with a size of **0.5 inches** can also be realized, whereby several yarn carriers move within the same system.

To create corresponding graphics, designers must consider technical specifications. The artwork can be created with common graphics software, and handed over to knitting technicians for further processing. With the STOLL pattern software **M1plus®**, your work will become completely flexible. Benefit from numerous built-in automatic functions - even creating different sizes for production in little to no time.



Oversized jacquard coat knitted in Fully Fashion technique. The 3-coloured jacquard artwork is created using the new STOLL-artwork® extension. One colour features a STOLL-ikat plating® design.  
**Pattern No. 1810034**




Fully Fashion boxy flower shirt with STOLL-artwork®, STOLL-weave-in® and STOLL-ikat plating®  
**Pattern No. 1810119**



Intarsia argyle slipover.  
 Fully Fashion, Intarsia, PTS/NPJ.  
**Pattern No. 1910007**



Kimono blouse with STOLL-artwork®, STOLL-weave-in®, STOLL-ikat plating®  
**Pattern No. 1810088**



Fully Fashion pullover in multicoloured tuck structure, printed wool, mohair, polyamide non-woven and suede tape yarn. Selectively plated patches on the front as well as a felted shoulder yoke give the pullover a patchwork look.  
**Pattern No. 1810118**

# STOLL-IKAT PLATING® INNOVATION MEETS ART

**The aesthetic output of STOLL-ikat plating® can be best compared to ikat patterns, where space-dyed weft yarns form a horizontally blurred pattern.** The graphics on ikat textiles traditionally reflect a certain randomness and less accurate forms and shapes. Colors seem to fade into each other. You can achieve a similar effect with STOLL-ikat plating® on STOLL ADF machines.

As with any other knitting technique, STOLL-ikat plating® impacts the design and development of knitted fabrics: this technique increases the repertoire of printed effects and enables designers to draw their own artwork.




FIND THESE PATTERNS AND MANY MORE ON:  
[PATTERNSHOP.STOLL.COM](https://patternshop.stoll.com)





# STOLL-WEAVE-IN®

## MAKE ROOM FOR SOME LOOM



**Thermoplastic molded belt** in STOLL-weavein® mesh structure. Horizontal stripes in various weft and knit materials, with a subtle STOLL-ikat plating® design.  
**Pattern No.** 1810095



**Single jersey tote bag** with **multiple weft insertions** and STOLL-ikat plating® graphic in geometrical lattice design.

**Pattern No.** 1910027

**STOLL-weave-in®** is a technique where floats can be interlaced into knits in a weft direction. The outcome is a loom-like knit with loom-like properties. This is what provides the stretch and comfort of knits in the vertical direction and, depending on stitch construction, the reduced flexibility in the horizontal direction.

Woven knits surpass traditional-look fabrics in many aspects. For example, loom fabrics can't be pre-shaped into the machine, nor can they hold 3-D elements. These aspects are crucial because the fit, comfort, function, and aesthetics of garments are all directly related to the design. Classic knitting techniques are woven seamlessly together, especially in conjunction with the ADF Inverse Plating features, making the innovative potential for any kind of product unparalleled.

# ENTER THE WORLD OF ADF

## Fast and reliable - the ADF generation is distinguished by its great efficiency:

with these machines, knitting sequences have been noticeably optimized and the knitting time has decreased. But that's not all. The innovative yarn carrier technology of ADF paves the way to unlimited creativity: powered by two motors that work completely independently of each other, you can move the yarn carriers freely, horizontally and vertically. This allows for the realization of even more knitting techniques - a significant advance in plating techniques. Equipping is also faster than ever before, especially for intarsia items, due to faster and easier threading.

With ADF you save both time and money. It is highly energy-efficient and allows for reduced costs in each clothing item you create. Profit from the second-to-none diversity ADF has to offer!



### Features

- 32 yarn carriers independent from carriage
- 8 tracks
- 2 yarn carriers per track
- Sliding bobbin creel

### ADF 330-24 ki BcW ADF 330-24 ki BcW multi gauge

Working width: 50"/127 cm  
Gauge range: E 10-18; E 6.2-10.2

- Take-down system:  
- **Belt + comb** (Bc)

### Functionality

Combines belt take-down and STOLL-weave-in® knitting products

### ADF 330-32 ki BcW ADF 330-32 ki BcW multi gauge

Working width: 50"/127 cm  
Gauge range: E 10-18; E 6.2-10.2

- Take-down system:  
- **Belt + comb** (Bc)

### Functionality

Combines belt take-down and STOLL-weave-in® knitting products



**Features**

- 32 yarn carriers independent from carriage
- 16 tracks
- 2 yarn carriers per track
- Sliding bobbin creel

**ADF 530-32 ki**  
**ADF 530-32 ki multi gauge**

Working width: 50"/127 cm  
Gauge range: E 10 - 18; E 6.2 - 10.2\*

- Take-down system:
  - STOLL-multiflex®
  - Auxiliary
  - Comb

**Functionality**

- For all basic ADF knitting applications

**ADF 530-32 ki Bc**  
**ADF 530-32 ki Bc multi gauge**

Working width: 50"/127 cm  
Gauge range: E 10 - 18; E 6.2 - 10.2\*

- Take-down system:
  - **Belt** (B)
  - Comb

**Functionality**

- Mainly for knits with deep gores (local knitting), products with large width variation or some products with strong elastic properties such as braces

**ADF 530-32 ki W**  
**ADF 530-32 ki W multi gauge**

Working width: 50"/127 cm  
Gauge range: E 10 - 18; E 6.2 - 10.2\*

- Bypass kit (with 2 special yarn carriers for coarse weft yarns and 2 yarn control units)
- Take-down system:
  - STOLL-multiflex®
  - Auxiliary
  - Comb
- **Weave-in device** (W)

**Functionality**

- Enables woven knits to be knitted with loom-like optics with loom-like properties: STOLL-weave-in®

**ADF 530-32 ki BcW**  
**ADF 530-32 ki BcW multi gauge**

Working width: 50"/127 cm  
Gauge range: E 10 - 18; E 6.2 - 10.2\*

- Bypass kit (with 2 special yarn carriers for coarse weft yarns and 2 yarn control units)
- Take-down system:
  - **Belt** (B)
  - Comb
- **Weave-in device** (W)

**Functionality**

- Combines belt take-down and STOLL-weave-in® knitting products

\* System distance / gauge range: 5" / E 10 - 18; E 6.2 - 10.2  
System distance / gauge range: 5.2" / E 5 - 8; E 2.5,2 - 5.2

## THE ADF FAMILY



### Features

- 16 yarn carriers independent from carriage
- 8 tracks
- 2 yarn carriers per track
- Sliding bobbin creel

### ADF 530-16 ki\*\* ADF 530-16 ki multi gauge

Working width: 50"/127 cm  
Gauge range: E 5-18; E 2,5.2-10.2\*

- Take-down system:
  - STOLL-multiflex®
  - Auxiliary
  - Comb

#### Functionality

- For all basic ADF knitting applications

### ADF 530-16 ki Bc\*\* ADF 530-16 ki Bc multi gauge

Working width: 50"/127 cm  
Gauge range: E 5-18; E 2,5.2-10.2\*

- Take-down system:
  - **Belt (B)**
  - Comb

#### Functionality

- Mainly for knits with deep gores (local knitting), products with large width variation or some products with strong elastic properties such as braces

### ADF 530-16 ki W\*\* ADF 530-16 ki W multi gauge

Working width: 50"/127 cm  
Gauge range: E 10-18; E 6.2-10.2\*

- Bypass kit (with 2 special yarn carriers for coarse weft yarns and 2 yarn control units)
- Take-down system:
  - STOLL-multiflex®
  - Auxiliary
  - Comb
- **Weave-in device (W)**

#### Functionality

- Enables woven knits to be knitted with loom-like optics with loom-like properties: STOLL-weave-in®

### ADF 530-16 ki BcW\*\* ADF 530-16 ki BcW multi gauge

Working width: 50"/127 cm  
Gauge range: E 10-18; E 6.2-10.2\*

- Bypass kit (with 2 special yarn carriers for coarse weft yarns and 2 yarn control units)
- Take-down system:
  - **Belt (B)**
  - Comb
- **Weave-in device (W)**

#### Functionality

- Combines belt take-down and STOLL-weave-in® knitting products

**\*\*Upgradable to 24 yarn carriers: coarse gauges**  
**\*\*Upgradable to 32 yarn carriers: fine gauges**

\* System distance / gauge range: 5" / E 10 - 18; E 6.2 - 10.2  
System distance / gauge range: 5.2" / E 5 - 8; E 2,5.2 - 5.2



**Features**

- 24 yarn carriers independent from carriage
- 12 tracks
- 2 yarn carriers per track
- Sliding bobbin creel



**ADF 530-24 ki**  
**ADF 530-24 ki multi gauge**

Working width: 50"/127 cm  
Gauge range: E 5-8; E 2,5.2-5.2

- Take-down system:
  - STOLL-multiflex®
  - Auxiliary
  - Comb

**Functionality**

- Coarse knitting with 24 yarn carriage
- Create more colors and patterns

**ADF 530-24 ki Bc**  
**ADF 530-24 ki Bc multi gauge**

Working width: 50"/127 cm  
Gauge range: E 5-8; E 2,5.2-5.2

- Take-down system:
  - **B**elt (B)
  - Comb

**Functionality**

- Coarse knitting with 24 yarn carriage
- Create more colors and patterns
- Mainly for knits with deep gores (local knitting), products with large width variation or some products with strong elastic properties such as braces

**ADF 830-24 ki W**  
**ADF 830-24 ki W multi gauge**  
**ADF 830-24 ki W knit and wear**


Working width: 84"/213 cm  
Gauge range: E 10-18; E 6.2-10.2; knit & wear E 6.2; 7.2; 9.2; 10.2

- Take-down system:
  - STOLL-multiflex®
  - Auxiliary
  - Comb
- **W**eave-in device (W)
- Bypass + correspondent yarn control units

**Functionality**


- Possibility to knit wider articles or several small ones
- Comfortable pattern creation
- Easy programming with many yarn carriers/colors
- Possibility to knit loom-like articles with loom-like properties (woven like fabrics)

# TAKE A CLOSER LOOK AND DISCOVER FAR MORE ADVANTAGES



### **Yarn carriers**

The yarn carriers move independently of the carriage and are set program-controlled in their horizontal and vertical position.




### **Two yarn carriers on the same track**

Two yarn carriers per track allow significantly easier programming of sophisticated patterns with many yarn carriers. The minimum distance between them has been reduced to two inches.



### **One yarn carrier for everything**

A single yarn carrier is used for all knitting techniques. Intarsia, Plating or Inlay techniques can be produced in one fabric without exchanging the yarn carriers.



### **Simplified threading**

The yarn carriers can be threaded directly from the top to any position with the thread-up aid, which is included in the delivery.




**Yarn carrier setting**

Easier, quicker, user-friendly – the yarn carriers are set horizontally and vertically via the pattern setup. These settings can be transferred to other machines with the pattern program.



**V-shaped arranged yarn control unit**

The V-shaped arranged yarn control unit supports cross-free, direct yarn feeding.




**Open carriage**

The open carriage enables direct yarn feeding with low yarn tension.


**Lint container**

The filling level of the lint container can easily be controlled through an inspection window on the carriage.




**Bypass kit**

The yarn carriers with bypass kit are ideally suited to coarse yarns: they have a greater diameter, which makes them more flexible and appropriate for STOLL-weave-in®.




**Light curtain**

The light curtain guarantees a maximum degree of safety at work: in case of interruption of the light barrier, for example when intervening, the carriage and the yarn carrier will stop automatically.



**Weave-in device**

For reliable insertion of inlay yarns, the weave-in device is available for all systems.



**Sliding bobbin creel**

The sliding bobbin creel at the back of the machine enables easy and fast access to the interior rear side of the needle bed. The bobbin carrier attached at body height is ideal for easy replacement of outgoing yarns.




**Belt take-down system**

Particularly for products with deep gores or with large width variation and special elastic properties.

5.2" DISTANCE

# REDUCED SYSTEM DISTANCE FOR REDUCED KNITTING TIME

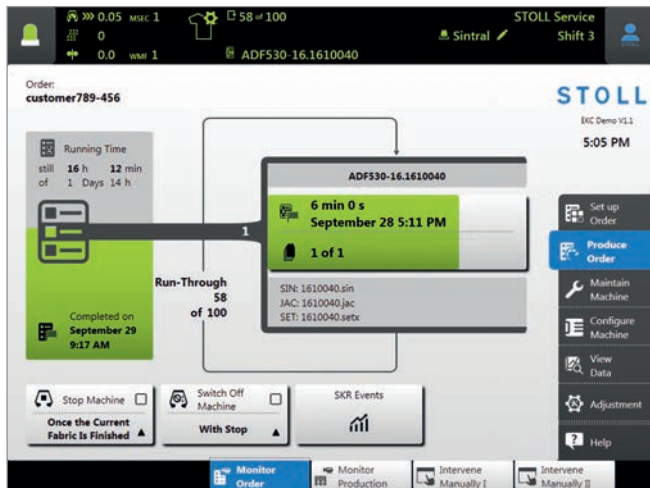
**Surprisingly fast:** the ADF knitting machines with reduced system distance from 6 inch to 5.2 inch result in a significantly shorter knitting time for identical patterns. Thus, the ADF models with gauges E 5 - E 8 or E 2,5.2 - E 5.2 are even more productive now. Profit from the enhanced productivity and secure your competitiveness, as well as sustainable growth!





**With the Extended Knit Control (EKC), your ADF machines become even more productive: it offers different features to optimize and enhance the whole production process.** It is user-friendly, quick to learn and makes your daily business easier. EKC is an important part of knitelligence® - designed to build up the most powerful and effective production plants for knitting machines.

With the order-oriented and task-related graphical user interface, anyone can produce complicated knitted products after just a short training period. With the newly developed guided troubleshooting, everyone can handle every situation that occurs during production. By using these new features, the whole production process will be optimized and enhanced. Your productivity will increase and costs decrease.



### Your advantages at a glance:

- Simplified patterning
  - Pattern view
  - Advanced yarn carrier overview
- Better learning curve
  - User profiles
  - Task-oriented workflows
  - Tool tips
  - Guided troubleshooting
- Reduced yarn waste through “interrupt fabric”
- Smooth integration into the STOLL PPS

# EXTENDED KNIT CONTROL: GET IN TOUCH WITH WHAT YOU NEED

## TECHNICAL DETAILS

Knitting unit	ADF 330-24 ki BcW	ADF 330-32 ki BcW	ADF 530-32 ki	ADF 530-32 ki Bc	ADF 530-32 ki W
Carriages   Combined knitting-transfer systems with split function <sup>1</sup>	1×3	1×3	1×3	1×3	1×3
Electronic wear-free selection systems with 2 selection points	8	8	8	8	8
Dynamic tension setting with step motors; extremely quick adjustments of stitch tension with PTS (Power Tension Setting)	●	●	●	●	●
<b>Drive   Racking</b>					
Main drive: programmable speed; variable stroke; Power-RCR system (Rapid Carriage Return); flexible speed adjustment using starting bar; CFC-protective system (Carriage Force Control)	●	●	●	●	●
Max. knitting speed (m/s) <sup>2</sup>	1.2	1.2	1.2	1.2	1.2
Max. knitting speed by empty rows (m/s)	1.5	1.5	1.5	1.5	1.5
Racking course max. 4", programmable racking speed	●	●	●	●	●
<b>Needle bed</b>					
Max. working width, in inches (cm)	36 (91)	36 (91)	50 (127)	50 (127)	50 (127)
Gauges <sup>3</sup>	E 10-18; E 6.2 - 10.2	E 10-18; E 6.2 - 10.2	E 10-18 E 6.2-10.2	E 10-18 E 6.2-10.2	E 10-18 E 6.2-10.2
Gauge conversion <sup>4</sup>	○	○	○	○	○
Fixed knockover bits	●	●	●	●	●
Moveable holding-down jacks on both needle beds	●	●	●	●	●
Pelerine spring-transfer needle with spring-loaded latch	●	●	●	●	●
Needle detector	●	●	●	●	●
Needle exchange	○	○	○	○	○
Thread clamping and cutting devices, left   right	12   12	16   16	16   16	16   16	16   16
Illuminated working space	●	●	●	●	●
Shock stop motion, front   rear	●   ●	●   ●	●   ●	●   ●	●   ●
Plush device	○	○	○	○	○
Devoré kit with 1 system	○	○	○	○	○
Devoré kit with 2 systems <sup>5</sup>	○	○	○	○	○
<b>Yarn guide</b>					
Yarn control units	24	32	32	32	32
Yarn carrier rail   yarn carriers	6   24	8   32	8   32	8   32	8   32
Bypass kit for coarse weft yarns <sup>6</sup>	●	●	-	-	●
Holders for bobbins, mounted on the rear side of the machine <sup>7</sup>	●	●	●	●	●
Mounting Kit MSF3 <sup>8</sup>	○	○	○	○	○
Mounting Kit EFS <sup>8</sup>	○	○	○	○	○
Mounting Kit LGL <sup>8</sup>	○	○	○	○	○
ASCON® <sup>9</sup>	○	○	○	○	○

## TECHNICAL DETAILS

Fabric take-down system	ADF 330-24 ki BcW	ADF 330-32 ki BcW	ADF 530-32 ki	ADF 530-32 ki Bc	ADF 530-32 ki W
Main take-down	Belt take-down	Belt take-down	STOLL-multiflex®	Belt take-down	STOLL-multiflex®
Auxiliary take-down	-	-	●	-	●
Comb take-down	●	●	●	●	●
Control system   Data processing					
Slide Multi-Touch Panel with color display	●	●	●	●	●
2 USB ports; online via Ethernet	●	●	●	●	●
Battery backup: correct continuation of the knitting process after power failure	●	●	●	●	●
Safety devices					
Light curtain	●	●	●	●	●
Machine complies with EC regulations (CE mark)	●	●	●	●	●
Machine status lamp with alarm buzzer	●	●	●	●	●
Cleaning device					
Suction device with turbine; with suction tube	●	●	●	●	●
Dimensions   Weights					
Length: unpacked   in the case   on pallet, approx. in mm	2720   2970   2970	2720   2970   2970	3080   3540   3540	3080   3540   3540	3080   3540   3540
Width: unpacked   in the case   on pallet, approx. in mm	1280   1138   1102	1280   1138   1102	1203   1138   1102	1203   1138   1102	1203   1138   1102
Height: unpacked   in the case   on pallet, approx. in mm	1880   2081   2010	1880   2081   2010	1810   2218   2010	1810   2218   2010	1810   2218   2010
Weight: net   gross with case   gross with pallet, approx. in kg			1490   1905   1605	1370   1785   1485	1495   1910   1610
Power					
Connection value, depending on operating status (kW) <sup>10</sup>	2.3	2.3	2.3	2.3	2.3
Flexible voltage connection AC 230V/400V +/-10%	●	●	●	●	●

- Standard equipment
- Special equipment

<sup>1</sup> All systems are fully independent. Knitting with the three-way technique, or simultaneous transfer to the front and rear.

<sup>2</sup> Depends on yarn and pattern structure.

<sup>3</sup> Gauges E 6.2 | 7.2 | 8.2 | 10 | 12 | 12/10 | 14 | 14/12 | 16 | 18 | 18/16

<sup>4</sup> Conversion possible to multi gauge and vice versa within the same gauge range.

<sup>5</sup> Gauge availability on request.

<sup>6</sup> For gauges E 10-14 and 6.2:  
 - 2× yarn carrier with eyelet E 3,5.2  
 - 2× bypass for E 3,5.2  
 - 2× yarn control unit for E 3,5.2  
 For gauges E 16-18:  
 - 2× yarn carrier with eyelet E 6.2  
 - 2× bypass for E 6.2  
 - 2× yarn control unit for E 6.2

<sup>7</sup> For 24 bobbins.

<sup>8</sup> Requires transformer.

<sup>9</sup> System for measuring and regulation the stitch length.

<sup>10</sup> The electric power consumption during knitting always depends on the gauge and working conditions and will be considerably lower than the connection value indicated.

Further special equipment on request.

*We reserve the right to make technical changes as our products are continuously undergoing further development. All data valid at time of printing.*

## TECHNICAL DETAILS

Knitting unit	ADF 530-32 ki BcW	ADF 530-16 ki	ADF 530-16 ki Bc	ADF 530-16 ki W
Carriages   Combined knitting-transfer systems with split function <sup>1</sup>	1×3	1×3	1×3	1×3
Electronic wear-free selection systems with 2 selection points	8	8	8	8
Dynamic tension setting with step motors; extremely quick adjustments of stitch tension with PTS (Power Tension Setting)	●	●	●	●
<b>Drive   Racking</b>				
Main drive: programmable speed; variable stroke; Power-RCR system (Rapid Carriage Return); flexible speed adjustment using starting bar; CFC-protective system (Carriage Force Control)	●	●	●	●
Max. knitting speed (m/s) <sup>2</sup>	1.2	1.2	1.2	1.2
Max. knitting speed by empty rows (m/s)	1.5	1.5	1.5	1.5
Racking course max. 4", programmable racking speed	●	●	●	●
<b>Needle bed</b>				
Max. working width, in inches (cm)	50 (127)	50 (127)	50 (127)	50 (127)
Gauges	E 10 - 18 E 6.2 - 10.2	E 5 - 18 <sup>3</sup> E 2,5.2 - 10.2	E 5 - 18 <sup>3</sup> E 2,5.2 - 10.2	E 10 - 18 <sup>4</sup> E 6.2 - 10.2
Gauge conversion <sup>5</sup>	○	○	○	○
Fixed knockover bits	●	●	●	●
Moveable holding-down jacks on both needle beds	●	●	●	●
Pelerine spring-transfer needle with spring-loaded latch	●	●	●	●
Needle detector	●	●	●	●
Needle exchange	○	○	○	○
Thread clamping and cutting devices, left   right	16   16	8   8	8   8	8   8
Illuminated working space	●	●	●	●
Shock stop motion, front   rear	●   ●	●   ●	●   ●	●   ●
Plush device	○	○	○	○
Devoré kit with 1 system <sup>6</sup>	○	○	○	○
Devoré kit with 2 systems <sup>7</sup>	○	○	○	○
<b>Yarn guide</b>				
Yarn control units	32	16	16	16
Yarn carrier rail   yarn carriers	8   32	4   16	4   16	4   16
Bypass kit for coarse weft yarns <sup>8</sup>	●	-	-	●
Holders for bobbins, mounted on the rear side of the machine <sup>9</sup>	●	●	●	●
Mounting Kit MSF3 <sup>10</sup>	○	○	○	○
Mounting Kit EFS <sup>10</sup>	○	○	○	○
Mounting Kit LGL <sup>10</sup>	○	○	○	○
ASCONE <sup>11</sup>	○	○	○	○

## TECHNICAL DETAILS

Fabric take-down system	ADF 530-32 ki BcW	ADF 530-16 ki	ADF 530-16 ki Bc	ADF 530-16 ki W
Main take-down	Belt take-down	STOLL-multiflex®	Belt take-down	STOLL-multiflex®
Auxiliary take-down	-	●	-	●
Comb take-down	●	●	●	●
Control system   Data processing				
Slide Multi-Touch Panel with color display	●	●	●	●
2 USB ports; online via Ethernet	●	●	●	●
Battery backup: correct continuation of the knitting process after power failure	●	●	●	●
Safety devices				
Light curtain	●	●	●	●
Machine complies with EC regulations (CE mark)	●	●	●	●
Machine status lamp with alarm buzzer	●	●	●	●
Cleaning device				
Suction device with turbine; with suction tube	●	●	●	●
Dimensions   Weights				
Length: unpacked   in the case   on pallet, approx. in mm	3080   3540   3540	3080   3540   3540	3080   3540   3540	3080   3540   3540
Width: unpacked   in the case   on pallet, approx. in mm	1203   1138   1102	1203   1138   1102	1203   1138   1102	1203   1138   1102
Height: unpacked   in the case   on pallet, approx. in mm	1810   2218   2010	1810   2218   2010	1810   2218   2010	1810   2218   2010
Weight: net   gross with case   gross with pallet, approx. in kg	1375   1790   1490	1380   1795   1495	1260   1675   1375	1385   1800   1500
Power				
Connection value, depending on operating status (kW) <sup>12</sup>	2.3	2.3	2.3	2.3
Flexible voltage connection AC 230V/400V +/-10%	●	●	●	●

- Standard equipment
- Special equipment

<sup>1</sup> All systems are fully independent. Knitting with the three-way technique, or simultaneous transfer to the front and rear.

<sup>2</sup> Depends on yarn and pattern structure.

<sup>3</sup> Gauges ADF 530-16 ki + Bc: E 2,5.2 | 2,5.2 m4L | 3,5.2 | 3,5.2 m4L | 5.2 | 6.2 | 7.2 | 8.2 | 5 | 7 | 8 | 10 | 12 |

12/10 | 14 | 14/12 | 16 | 18 | 18/16

<sup>4</sup> Gauges ADF 530-16 ki W + BW: E 6.2 | 7.2 | 8.2 | 10 | 12 | 12/10 | 14 | 14/12 | 16 | 18 | 18/16

<sup>5</sup> Conversion possible to multi gauge and vice versa within the same gauge range.

<sup>6</sup> Only for fine gauges.

<sup>7</sup> Gauge availability on request.

<sup>8</sup> For gauges E 10-14 and 6.2:

- 2× yarn carrier with eyelet E 3,5.2
- 2× bypass for E 3,5.2
- 2× yarn control unit for E 3,5.2

For gauges E 16-18:

- 2× yarn carrier with eyelet E 6.2
- 2× bypass for E 6.2
- 2× yarn control unit for E 6.2

<sup>9</sup> For 8 bobbins.

<sup>10</sup> Requires transformer.

<sup>11</sup> System for measuring and regulation the stitch length.

<sup>12</sup> The electric power consumption during knitting always depends on the gauge and working conditions and will be considerably lower than the connection value indicated.

\*The distance between systems has been reduced from 6" to 5,2" for the gauge range E 2,5.2-5.2 and E 5-8

Further special equipment on request.

*We reserve the right to make technical changes as our products are continuously undergoing further development. All data valid at time of printing.*

## TECHNICAL DETAILS

Knitting unit	ADF 530-16 ki BcW	ADF 530-24 ki	ADF 530-24 ki Bc	ADF 830-24 ki W
Carriages   Combined knitting-transfer systems with split function <sup>1</sup>	1×3	1×3	1×3	1×3
Electronic wear-free selection systems with 2 selection points	8	8	8	8
Dynamic tension setting with step motors; extremely quick adjustments of stitch tension with PTS (Power Tension Setting)	●	●	●	●
<b>Drive   Racking</b>				
Main drive: programmable speed; variable stroke; Power-RCR system (Rapid Carriage Return); flexible speed adjustment using starting bar; CFC-protective system (Carriage Force Control)	●	●	●	●
Max. knitting speed (m/s) <sup>2</sup>	1.2	1.2	1.2	1.2
Max. knitting speed by empty rows (m/s)	1.5	1.5	1.5	1.5
Racking course max. 4", programmable racking speed	●	●	●	●
<b>Needle bed</b>				
Max. working width, in inches (cm)	50 (127)	50 (127)	50 (127)	84 (213)
Gauges	E 10 - 18 <sup>4</sup> E 6.2 - 10.2	E 5 - 8 E 2,5.2 - 5.2	E 5 - 8 E 2,5.2 - 5.2	E 10 - 18 E 6.2-8.2   E 6.2; 7.2; 9.2; 10.2 <sup>3</sup>
Gauge conversion <sup>4</sup>	○	○	○	○
Fixed knockover bits	●	●	●	●
Moveable holding-down jacks on both needle beds	●	●	●	●
Pelerine spring-transfer needle with spring-loaded latch	●	●	●	●
Needle detector	●	●	●	●
Needle exchange	○	○	○	○
Thread clamping and cutting devices, left   right	8   8	12   12	12   12	12   12
Illuminated working space	●	●	●	●
Shock stop motion, front   rear	●   ●	●   ●	●   ●	●   ●
Plush device	○	○	○	○
Devoré kit with 1 system <sup>5</sup>	○	-	-	○
Devoré kit with 2 systems <sup>6</sup>	○	○	○	○
<b>Yarn guide</b>				
Yarn control units	16	32	32	24
Yarn carrier rail   yarn carriers	4   16	6   24	6   24	6   24
Bypass kit for weft yarns <sup>7</sup>	●	○	○	●
Holders for bobbins, mounted on the rear side of the machine	●	● <sup>8</sup>	● <sup>8</sup>	● <sup>9</sup>
Mounting Kit MSF3 <sup>10</sup>	○	○	○	○
Mounting Kit EFS <sup>10</sup>	○	○	○	○
Mounting Kit LGL	○	○	○	○
ASCON® <sup>11</sup>	○	○	○	○

Fabric take-down system	ADF 530-16 ki BcW	ADF 530-24 ki	ADF 530-24 ki Bc	ADF 830-24 ki W
Main take-down	Belt take-down	STOLL-multiflex®	Belt take-down	STOLL-multiflex®
Auxiliary take-down	-	●	-	●
Comb take-down	●	●	●	●
<b>Control system   Data processing</b>				
Slide Multi-Touch Panel with color display	●	●	●	●
2 USB ports; online via Ethernet	●	●	●	●
Battery backup: correct continuation of the knitting process after power failure	●	●	●	●
<b>Safety devices</b>				
Light curtain	●	●	●	●
Machine complies with EC regulations (CE mark)	●	●	●	●
Machine status lamp with alarm buzzer	●	●	●	●
<b>Cleaning device</b>				
Suction device with turbine; with suction tube	●	●	●	●
<b>Dimensions   Weights</b>				
Length: unpacked   in the case   on pallet, approx. in mm	3080   3540   3540	3080   3540   3540	3080   3540   3540	3950   4490   4490
Width: unpacked   in the case   on pallet, approx. in mm	1203   1138   1102	1203   1138   1102	1203   1138   1102	1203   1150   1100
Height: unpacked   in the case   on pallet, approx. in mm	1810   2218   2010	1810   2218   2010	1810   2218   2010	1810   1940   1810
Weight: net   gross with case   gross with pallet, approx. in kg	1265   1680   1380	1490   1905   1605	1370   1785   1485	1750   2510   2010
<b>Power</b>				
Connection value, depending on operating status (kW) <sup>12</sup>	2.3	2.3	2.3	2.3
Flexible voltage connection AC 230V/400V +/-10 %	●	●	●	●

● Standard equipment  
○ Special equipment

<sup>1</sup> All systems are fully independent. Knitting with the three-way technique, or simultaneous transfer to the front and rear.

<sup>2</sup> Depends on yarn and pattern structure.

<sup>3</sup> For knit&wear.

<sup>4</sup> Conversion possible to multi gauge and vice versa within the same gauge range.

<sup>5</sup> Only for fine gauges.

<sup>6</sup> Gauge availability on request.

<sup>7</sup> For gauges E 10-14 and 6.2:  
- 2x yarn carrier with eyelet E 3,5.2  
- 2x bypass for E 3,5.2  
- 2x yarn control unit for E 3,5.2  
For gauges E 16-18:  
- 2x yarn carrier with eyelet E 6.2  
- 2x bypass for E 6.2-7.2  
- 2x yarn control unit for E 6.2

<sup>8</sup> For 24 bobbins.

<sup>9</sup> For 12 bobbins.

<sup>10</sup> Requires transformer.

<sup>11</sup> System for measuring and regulating the stitch length.

<sup>12</sup> The electric power consumption during knitting always depends on the gauge and working conditions and will be considerably lower than the connection value indicated.

Further special equipment on request.

*We reserve the right to make technical changes as our products are continuously undergoing further development. All data valid at time of printing 04/21-E.*

**KARL MAYER STOLL Textilmaschinenfabrik GmbH**

Stollweg 1  
72760 Reutlingen  
Germany

Phone: +49(0)7121 313 - 0  
Fax: +49(0)7121 313 - 110

[contact@stoll.com](mailto:contact@stoll.com)  
[www.stoll.com](http://www.stoll.com)